

C.A.R.E.

- C** – **Call 811** before digging.
- A** – **Allow** required state time for marking.
- R** – **Respect** markings.
- E** – **Excavate** carefully.

**ALWAYS
CALL
BEFORE YOU
DIG**



One free, easy call gets utility lines marked and helps protect you and others from injury and expense. Know what's below. Always **CALL 811** before you dig. Visit www.call811.com for more information.



Know what's **BELOW.**
CALL before you dig.

Colorado – Utility Notification Center of Colorado
Advance Notice: Two days, not to include the day of notice
Marks Valid: 30 days
Tolerance Zone: 18 inches

Georgia – Utilities Protection Center, Inc.
Advance Notice: 48 hours, excluding the day called in
Marks Valid: 21 calendar days
Tolerance Zone: 24 inches

Illinois – Julie, Inc.
Advance Notice: Two working days minimum, but not more than 14 calendar days
Marks Valid: 28 calendar days
Tolerance Zone: 18 inches

Iowa – Iowa One-Call
Advance Notice: Two working days
Marks Valid: No expiration
Tolerance Zone: 18 inches

Kansas – Kansas One-Call System Inc.
Advance Notice: Two full working days, not including the day the notice was placed
Marks Valid: 15 calendar days
Tolerance Zone: 24 inches

Kentucky – Kentucky 811
Advance Notice: Two business days
Marks Valid: 21 days
Tolerance Zone: 18 inches

Louisiana – Louisiana One-Call
Advance Notice: 48 to 120 hours
Marks Valid: 10 calendar days
Tolerance Zone: 18 inches

Mississippi – Mississippi 811
Advance Notice: Two working days
Marks Valid: 10 working days
Tolerance Zone: 18 inches

Missouri – Missouri One Call System
Advance Notice: Two working days
Marks Valid: As long as visible
Tolerance Zone: 24 inches

Tennessee – Tennessee 811
Advance Notice: Not less than three working days and not more than 10 working days
Marks Valid: 15 working days
Tolerance Zone: 24 inches

Texas – Texas Excavation Safety System; Lone Star Notification Center; Texas One-Call System
Advance Notice: Two working days, but not more than 14 days
Marks Valid: 14 working days
Tolerance Zone: 18 inches plus half the nominal diameter of the pipeline from the outside edge of either side of the pipeline

Virginia – Virginia Utility Protection Services, Inc.
Advance Notice: Two working days, excluding the day of the call
Marks Valid: 15 working days
Tolerance Zone: 24 inches



atmosenergy.com



**DAMAGE
PREVENTION
AWARENESS**

**CALL 811 BEFORE YOU DIG.
IT'S THE LAW!**



Excavation accidents can be prevented if you **CALL 811** toll-free before you dig to have all underground utilities located. It's convenient and easy, and it's the law!

Damaged facilities can result in

- Loss of life and property
- Loss of revenue
- Reduced production
- Loss of emergency services
- Costly violations and fines

Potential hazards may exist if natural gas lines are damaged because of

- Dented, bent or scratched pipe
- Coating impairment or punctures
- Broken tracer wires
- Lines pulled apart elsewhere or out of sight

If you disturb or damage any gas pipeline, including the pipe coating, you must contact Atmos Energy immediately.

CUSTOMER SERVICE 1-888-286-6700

EMERGENCIES 1-866-322-8667

Before you excavate or bore, make sure all utilities have been notified and their underground lines have been located.

Check to be sure all marks have been made in the excavation area. Expose all gas pipelines by *hand digging* inside state-specific *tolerance zones*.

Barricade excavations where gas pipelines are exposed.

Never take anything for granted when you dig or bore.

Coordinate your plans with Atmos Energy well in advance to help protect life and property and to avoid costly repairs. If lines need to be re-marked, **CALL 811**. Always know what's below.

Check with Atmos Energy before backfilling if you have any questions.

- Do not backfill potential hazards.
- Do not backfill with rocks or sharp material against natural gas pipelines.
- Backfilling should always be properly compacted.
- Do not drop or dump backfill material on natural gas pipelines.

If a natural gas pipeline is struck or damaged and gas is escaping, CALL 911 immediately!

Secure the area to keep out unnecessary personnel, the media and the public.

Eliminate all ignition sources.

- No smoking or open flames
- No cell phones
- Turn off mechanically operated equipment if it's safe to do so.

PIPELINE INSPECTION, PROTECTION, ENFORCEMENT, AND SAFETY (PIPES) ACT OF 2006

PUBLIC LAW 109-468—DEC. 29, 2006

(d) Prohibition Applicable to Excavators — A person who engages in demolition, excavation, tunneling, or construction — (3) and who causes damage to a pipeline facility that may endanger life or cause bodily harm or damage to property — (A) may not fail to promptly report the damage to the owner or operator of the facility; and (B) if the damage results in the escape of any flammable, toxic, or corrosive gas or liquid, may not fail to promptly report to appropriate authorities by calling the 911 emergency telephone number.

If a natural gas line is damaged, do not attempt to repair the line. Atmos Energy gas technicians will respond promptly and will make appropriate repairs.

Do not turn off valves that may effect the flow of gas.

If you shut off any type of valve, advise an Atmos Energy gas technician at the scene.

Remember the following:








- Always **CALL 811** for line locates prior to excavating.
- Always maintain a minimum separation of 12 inches, or contact Atmos Energy for approval when paralleling or crossing a natural gas pipeline.
- If a natural gas pipeline is exposed, do not damage the coating, or scratch or dent the outer surface.

90% of all natural gas incidents in the U.S. are caused by third-party damages!

Call and coordinate with Atmos Energy if you plan to cross our pipeline. We will assist you promptly.

If you need clarification about state damage prevention laws, CALL 811.

APWA UNIFORM COLOR CODE for marking underground utility lines

Proposed Excavation	
Temporary Survey Markings	
Electric Power Lines, Cables, Conduits and Lighting Cables	
Gas, Oil, Steam, Petroleum or Gaseous Materials	
Communication, Alarm or Signal Lines, Cables or Conduit	
Potable Water	
Reclaimed Water, Irrigation and Slurry Lines	
Sewer and Drain Lines	